

# **UNIT 1: An overview of engineer materials having potential for tribological application**



## **Weightage**

Assignment: 05 Marks

Mid Term: 10 Marks

End Term: 20 Marks

**Lecture by**

**Dr. Mukund Dutt Sharma, Assistant Professor**

**Department of Mechanical Engineering**

**National Institute of Technology**

**Srinagar – 190 006 (J & K) India**

**E-mail: [mukund.sharma@nitsri.net](mailto:mukund.sharma@nitsri.net)**

**Website: <http://new.nitsri.ac.in>**

## **Plan of Talk**

- **Tribology, its Historical Development**
- **Applications**
- **Tribological processes and tribological relevant properties of material**

24 September 2019

NATIONAL INSTITUTE OF  
TECHNOLOGY, SRINAGAR, J & K,  
INDIA



2

# Tribology

(from the Greek word 'tribos' meaning rubbing)

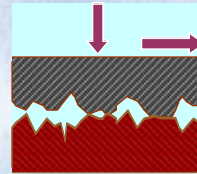
The term '**tribology**' was coined in 1966 and it is defined as "the science and technology of interacting surfaces in relative motion".

It encompasses the study of:

**Friction**

**Wear**

**Lubrication**



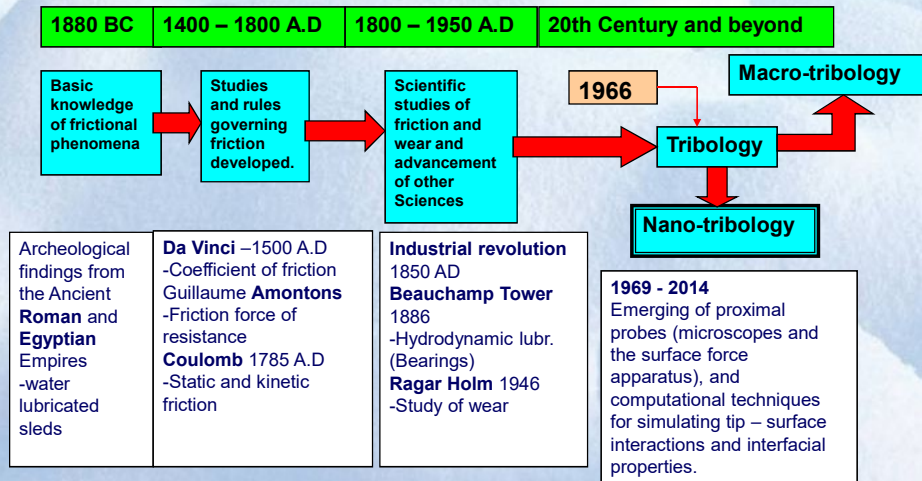
NATIONAL INSTITUTE OF TECHNOLOGY, SRINAGAR, J & K, INDIA



24 September 2019

3

## A Concise History of tribology



NATIONAL INSTITUTE OF TECHNOLOGY, SRINAGAR, J & K, INDIA



24 September 2019

4

In ancient times, on the order of about 500,000 B.C., early humans learned that by rubbing sticks together with great force they could create fire.



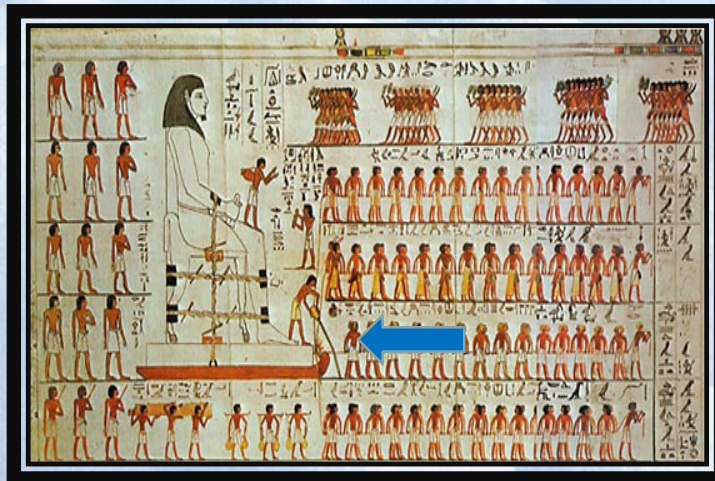
Around 3500 B.C. we learned that rolling motion required less effort than sliding, and the wheel was invented.

24 September 2019

NATIONAL INSTITUTE OF  
TECHNOLOGY, SRINAGAR, J & K,  
INDIA



5



An Egyptian painting dating back to 1880 B.C. depicts workers dragging a sled containing a heavy statue. One worker pours a liquid on the ground just before the runners to make the going easier.

24 September 2019

NATIONAL INSTITUTE OF  
TECHNOLOGY, SRINAGAR, J & K,  
INDIA



6



## 1495-1950: Laws of friction are developed

- In 1495 **Leonardo** formulated the two basic laws of friction: Friction is independent of contact area, and friction is proportional to load. For years, he never got credit for his work, as he did not formally publish his observations.



- Some 200 years later, in 1699, **Guillaume Amontons** (1663-1705) rediscovered these two basic laws. He reasoned that friction was primarily the result of work done to lift one surface over the roughness of the other, resulting in deformation and wear of the surfaces.
- **Sir Isaac Newton** (1642-1727), in studying and creating the basic laws of motion, added that moving friction was not dependent on speed or velocity, thus formulating the third law of friction. All these observations were made in the macro scale.



NATIONAL INSTITUTE OF  
TECHNOLOGY, SRINAGAR, J & K,  
INDIA



24 September 2019

7

•In 1950, **Phillip Bowden** and **David Tabor** gave a physical explanation for the observed laws of friction. They determined that the true area of contact, which is formed by the asperities on the surface of a material, is a very small percentage of the apparent area. As the normal force increases, more asperities come into contact and the average area of each asperity contact grows.

•As our ability to analyze surface contacts at the monomolecular level has developed, we are learning that the “macro” laws don’t necessarily hold and that the processes of interaction are quite complex.

•“*Amontons Laws of Friction are the first quantitative description of a tribological process. Attempts (theories, mechanisms, models) to explain these laws have been central to the development of tribology.*” —**Bill Needelman**, Filtration Science Solutions.

NATIONAL INSTITUTE OF  
TECHNOLOGY, SRINAGAR, J & K,  
INDIA



24 September 2019

8

## 1883-1905: Principles of hydrodynamic lubrication are elaborated

- In 1883, the elucidation of hydro-dynamic lubrication began in England, with testing done by **Beauchamp Tower**. He used a specially constructed test rig for journal bearings, simulating the conditions found in railway axle boxes.
- In the final phase of his research, Tower decided to drill an oil feed hole in the bearing. The oil was found to rise upwards in the feed hole and leak over the top of the bearing cap. He then installed a pressure gauge and found it to be inadequate for measuring the high pressure levels. This result proved the existence of a fluid film that could carry significant loads.

24 September 2019



9

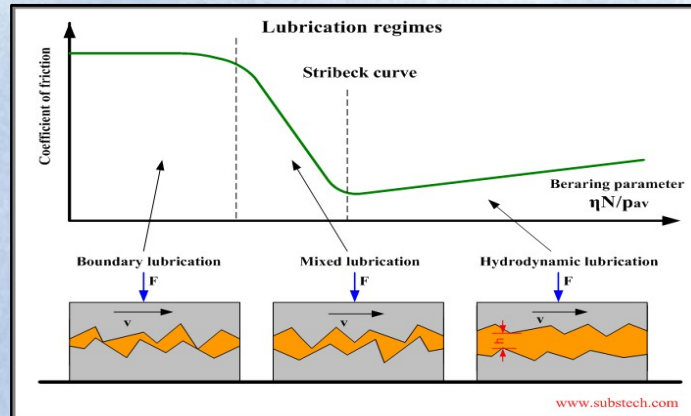
- In 1886 **Osborne Reynolds** published a differential equation describing this pressure buildup of the oil in the narrow converging gap between journal bearing surfaces. This equation, a variation of the Navier-Stokes equations resulting in a second-order differential equation, was so complex that many years passed before it was solved for journal bearings.
- In 1902 **Richard Stribeck**, published the Stribeck curve, a plot of friction as it relates to viscosity, speed and load.
- After the work of Tower and Reynolds, **Arnold Sommerfeld** refined the work into a formal theory of hydrodynamic lubrication in about 1905.

24 September 2019



10

- A surface have tiny asperities that will contact if two plates are placed together. If one of the plates were to slide over the other, then friction would increase, the asperities would break and the surfaces would wear. In hydrodynamic lubrication, a fluid film separates the surfaces, prevents wear and reduces friction.



24 September 2019



11

- The hydrodynamic film is formed when the geometry, surface motion and fluid viscosity combine to increase the fluid pressure enough to support the load. The increased pressure forces the surfaces apart and prevents surface contact. This is called hydrodynamic lift. Hydrodynamic bearings get load support by hydrodynamic lift.

- The most recognizable hydrodynamic bearings are slider bearings and journal bearings, both used extensively in machinery and vehicles—thanks to the development of hydrodynamic lubrication theory.

•“The experiments of Beauchamp Tower formed the basis of modern-day hydrodynamic lubrication and inspired Osborne Reynolds to develop the Reynolds equation, which has remained at the center of fluid film lubrication to this day.” —**Martin Webster**, ExxonMobil R&E

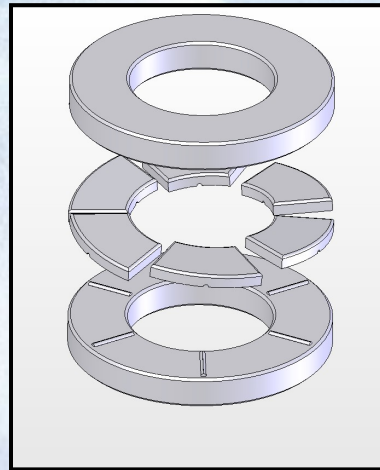
24 September 2019



12



•In 1905 fluid-film thrust bearings patented by Australian engineer **George Michell**. Michell bearings contain a number of sector-shaped pads, arranged in a circle around the shaft, and which are free to pivot. Michell's invention was notably applied to the thrust block of propellor driven ships. Their small size (one-tenth the size of old bearing designs), low friction and long life enabled the development of more powerful engines and propellers.



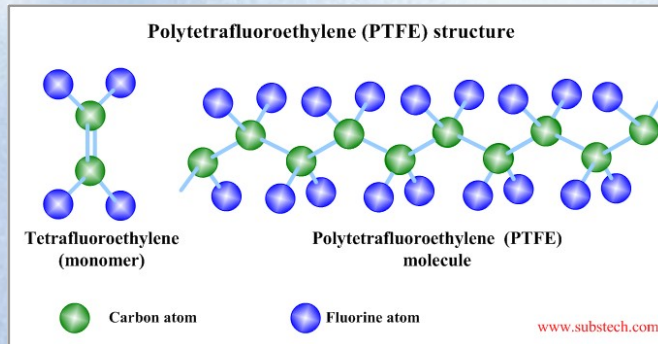
•In 1912 Dr. Albert Kingsbury invented the **hydrodynamic thrust bearing**.

•In 1922 understanding of **Boundary lubrication** refined by W.B. Hardy and I. Doubleday.

•1930s to 1940s The first **zinc dialkyldithiophosphates (ZDDPs)** began to be developed as anticorrosion agents and oxidation inhibitors. The antiwear activity of these molecules was recognized only later, in the 950s, at which point they became an integral part of many oil chemistries. To this day ZDDPs remain the backbone of antiwear additive technology.



- PTFE**, the most famous of the self-lubricating coating materials, was discovered fortuitously during a project looking at tetrafluoroethylene as a refrigerant.



- In 1942 **Lithium grease** invented & rapidly became widely used multi-purpose grease

24 September 2019



15

- In 1950 **Synthetic oils** introduced for usage in aviation.
- In 1950s **Fire Resistant Hydraulic Fluids** developed.
- In 1962 **Aluminium Complex grease** invented for high temperature applications.
- In 1960s **Multi-grade motor oils** introduced.
- In 1960s **Synthetic oils** used for motor oils.
- In 1986 the development of the **Atomic Force Microscope** enabled scientists to study & understand friction at the atomic scale.
- 1980 onwards **Biolubricants** developments begin.
- 1990 onwards **Nanotribology, Biotribology** developments begin.

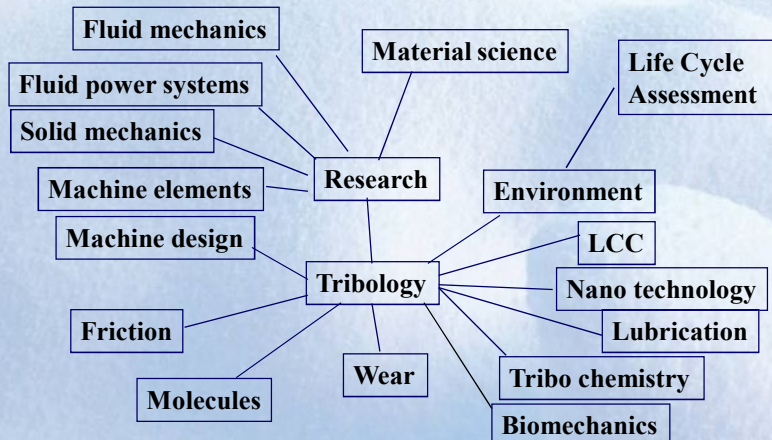
24 September 2019



16



## Tribology is a Multi-Disciplinary Subject



24 September 2019

NATIONAL INSTITUTE OF  
TECHNOLOGY, SRINAGAR, J & K,  
INDIA



17

## Tribology is Everywhere- Few Examples

- Tyre-road (high friction required)
- Bearings (low friction and wear required)
- Screw joints (low friction in threading, no wear in contact)
- Ski-snow (low friction for gliding but high in the grip zone)
- Shoe-floor (medium friction for easy walking and dancing)
- Brake-disc (controlled, stable friction, not too low or too high)
- Cam-follower (no wear, low friction)
- Piston ring-cylinder (no wear, low friction)
- Chalk-board (controlled wear process)
- Pen-paper (controlled wear process)
- Artificial joints and
- Many more

24 September 2019

NATIONAL INSTITUTE OF  
TECHNOLOGY, SRINAGAR, J & K,  
INDIA



18

## Tribology is Everywhere- Few Examples

- Tyre-road (high friction required)



- Bearings (low friction and wear required)



NATIONAL INSTITUTE OF  
TECHNOLOGY, SRINAGAR, J & K,  
INDIA




24 September 2019


19

## Tribology is Everywhere- Few Examples

- Screw joints (low friction in threading, no wear in contact)



- Ski-snow (low friction for gliding but high in the grip zone)



NATIONAL INSTITUTE OF  
TECHNOLOGY, SRINAGAR, J & K,  
INDIA



24 September 2019

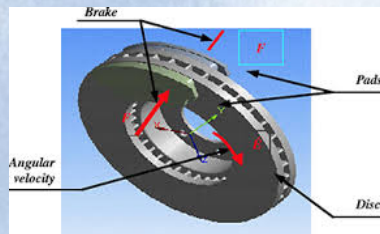
20

## Tribology is Everywhere- Few Examples

- Shoe-floor (medium friction for easy walking and dancing)



- Brake-disc (controlled, stable friction, not too low or too high)



24 September 2019

NATIONAL INSTITUTE OF  
TECHNOLOGY, SRINAGAR, J & K,  
INDIA



21

## Tribology is Everywhere- Few Examples

- Cam-follower (no wear, low friction)



- Piston ring-cylinder (no wear, low friction)



24 September 2019

NATIONAL INSTITUTE OF  
TECHNOLOGY, SRINAGAR, J & K,  
INDIA




22




## Tribology is Everywhere- Few Examples

- Chalk-board (controlled wear process)



- Pen-paper (controlled wear process)



24 September 2019

NATIONAL INSTITUTE OF  
TECHNOLOGY, SRINAGAR, J & K,  
INDIA



23

## Tribology is Everywhere- Few Examples

- Artificial joints



- And Many more....

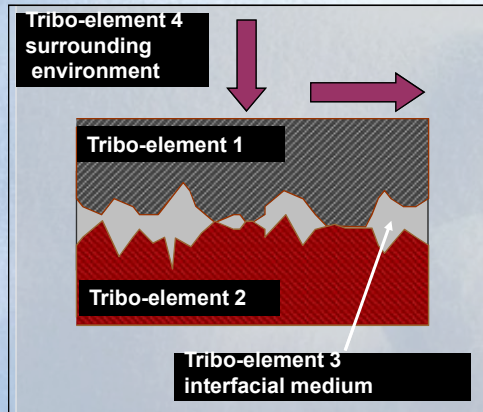
24 September 2019

NATIONAL INSTITUTE OF  
TECHNOLOGY, SRINAGAR, J & K,  
INDIA



24

## Tribo-system



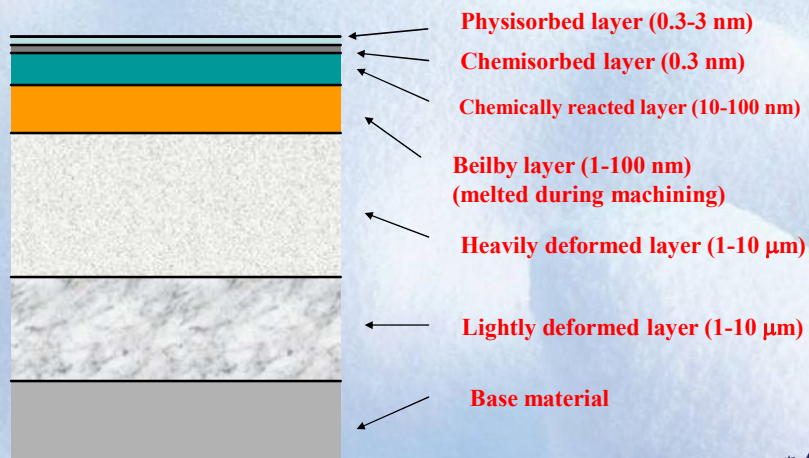
24 September 2019

NATIONAL INSTITUTE OF  
TECHNOLOGY, SRINAGAR, J & K,  
INDIA



25

## The Nature of Solid Surfaces



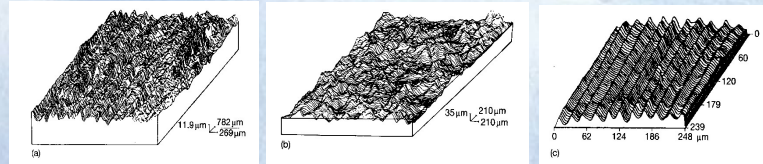
24 September 2019

NATIONAL INSTITUTE OF  
TECHNOLOGY, SRINAGAR, J & K,  
INDIA



26

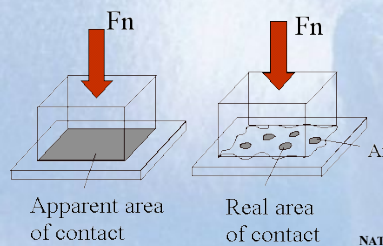
## Contact of Rough Surfaces



Ground  
steel surface

Shot-blasted  
steel surface

Diamond  
turned surface



24 September 2019

NATIONAL INSTITUTE OF  
TECHNOLOGY, SRINAGAR, J & K,  
INDIA



27

## General Remarks

*Considering the complexity of the tribological system, it may be pertinent to point out that friction and wear characteristics of materials are not their **intrinsic or inherent properties** but are highly **system dependent**.*

24 September 2019

NATIONAL INSTITUTE OF  
TECHNOLOGY, SRINAGAR, J & K,  
INDIA

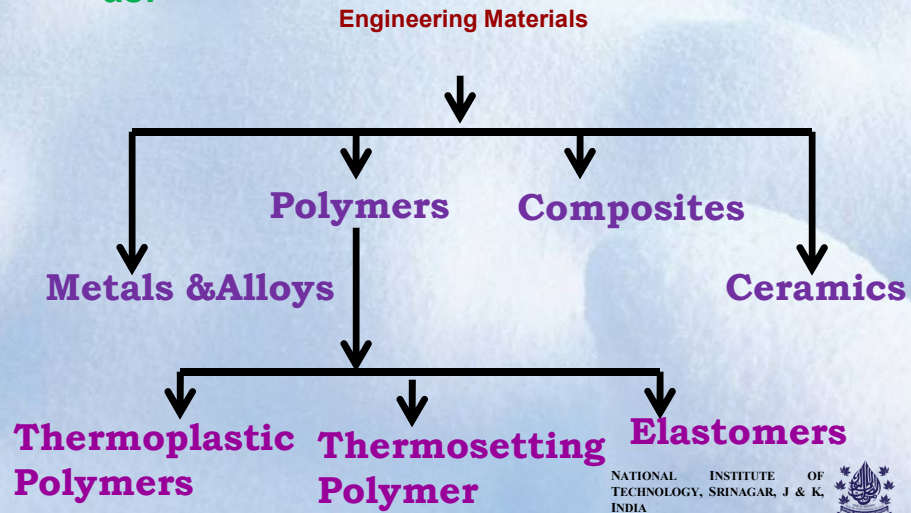


28




## Types of Engineering Materials

Broadly Engineering Materials are classified as:



## **METAL**

- A solid material which is typically hard, shiny, malleable, fusible, and ductile, with good electrical and thermal conductivity
- (e.g. iron, gold, silver, and aluminum, and alloys such as steel)

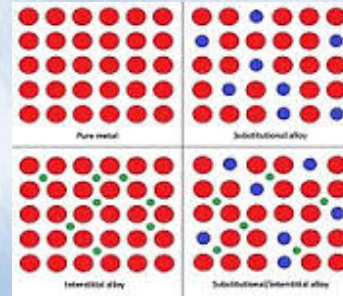


24 September 2019

NATIONAL INSTITUTE OF TECHNOLOGY, SRINAGAR, J & K, INDIA

# ALLOY

- An **alloy** is a material composed of two or more metals or a metal and a nonmetal.

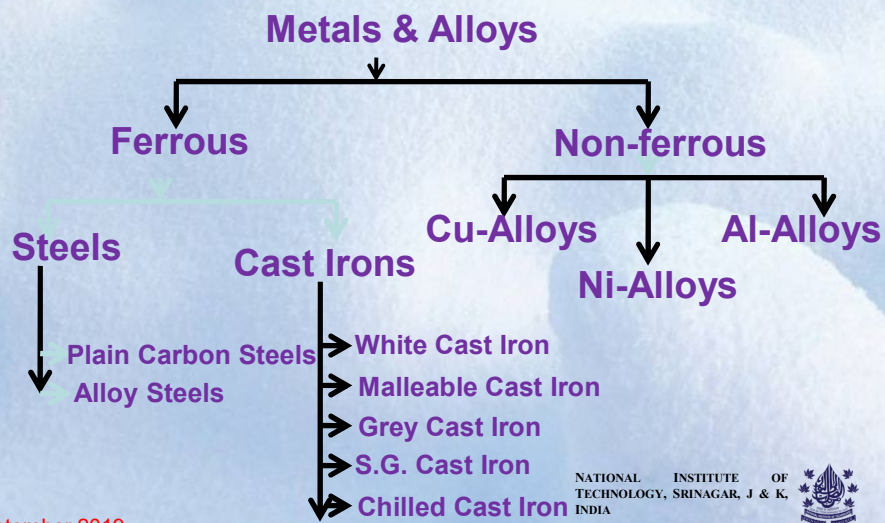


NATIONAL INSTITUTE OF TECHNOLOGY, SRINAGAR, J & K, INDIA

24 September 2019

## Types of Engineering Materials

Metals & Alloys are further classified as:



NATIONAL INSTITUTE OF TECHNOLOGY, SRINAGAR, J & K, INDIA

24 September 2019

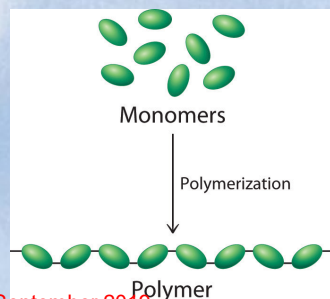
- Ferrous: iron as main constitute
- Non ferrous: other than iron as main constitute.
- Steel: carbon less than 2 %.
- Cast iron: carbon more than 2%.
- Cu alloy: cu as main content.
- Al alloy: Al as main content.
- Ni alloy: Ni as main content.

24 September 2019



## POLYMER

- The word polymer means
- Poly means many and meros means units, parts.
- Polymer means many parts or many units



24 September 2019





## THERMOPLASTIC POLYMER

- A **thermoplastic**, or **thermosoftening plastic**, is a plastic material, polymer, that becomes pliable or moldable above a specific temp and solidifies upon cooling.
- thermoplastics may be reshaped by heating Temperature and solidifies upon cooling.



24 September 2019



NATIONAL INSTITUTE OF  
TECHNOLOGY, SRINAGAR, J & K,  
INDIA



## Thermosetting polymers

- Thermosetting polymers have their chains cross linked by covalent bonds.
- The starting materials are placed into a mould to form the desired shape.
- The polymer is then heated (or initiated with uv light) and chemical reactions occur to form the cross links between the chains.
- The resulting three dimensional solid structure cannot then be changed.
- Further heating will not cause the polymer to soften, melt or change shape (unlike thermosoftening polymers).


24 September 2019

NATIONAL INSTITUTE OF  
TECHNOLOGY, SRINAGAR, J & K,  
INDIA



## Thermosetting polymers

- The picture below shows a typical structure for a thermosetting polymer. The red lines represent the cross links between the chains.



24 September 2019

NATIONAL INSTITUTE OF  
TECHNOLOGY, SRINAGAR, J & K,  
INDIA



## Examples

- Epoxy resins - used as coating materials, caulks, manufacture of insulating materials, etc ...
- Phenolic resins - tool handles, billiard balls, sprockets, insulation, etc ...
- Unsaturated polyester resins - manufacture of plastics reinforced fiberglass commonly known as polyester, fillers, etc ...


24 September 2019

NATIONAL INSTITUTE OF  
TECHNOLOGY, SRINAGAR, J & K,  
INDIA



## Elastomers

- **Elastomer** materials are those materials that are made of polymers that are joined by chemical bonds, acquiring a final slightly crosslinked structure.



24 September 2019

NATIONAL INSTITUTE OF  
TECHNOLOGY, SRINAGAR, J & K,  
INDIA




- Natural rubber - material used in the manufacture of **gaskets, shoe heels...**
- Polyurethanes - Polyurethanes are used in the textile industry for the manufacture of elastic clothing such as **lycra, also used as foam, wheels, etc ...**
- Polybutadiene - elastomer material used on the **wheels or tires of vehicles**, given the extraordinary wear resistance.
- Neoprene - Material used primarily in the manufacture of **wetsuits** is also used as **wire insulation, industrial belts**, etc ...
- Silicone - Material used in a wide range of materials and areas due their excellent thermal and chemical resistance, silicones are used in the manufacture of pacifiers, **medical prostheses, lubricants, mold**, etc ...

24 September 2019

NATIONAL INSTITUTE OF  
TECHNOLOGY, SRINAGAR, J & K,  
INDIA








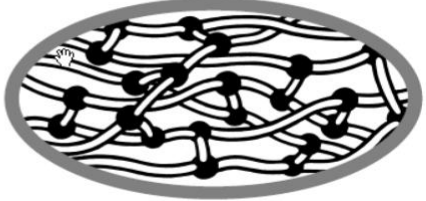
**Thermoplastic**      **Elastomer**      **Thermoset**

Those which soften on heating and then harden again on cooling

Those which never soften once they have been moulded



THERMOPLASTIC




THERMOSETTING

NATIONAL INSTITUTE OF TECHNOLOGY, SRINAGAR, J & K, INDIA

24 September 2019

## Composite

- **Composite** materials (also called composition materials or shortened to **composites**) are materials made from two or more constituent materials with significantly different physical or chemical properties, that when combined, produce a material with characteristics different from the individual components.



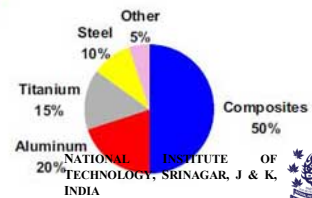
NATIONAL INSTITUTE OF TECHNOLOGY, SRINAGAR, J & K, INDIA

24 September 2019

## Material used in the Boeing 787



- Carbon laminate
- Carbon sandwich
- Fiberglass
- Aluminum
- Aluminum/steel/titanium pylons

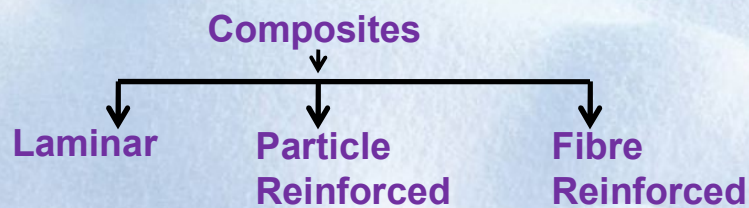


24 September 2019

NATIONAL INSTITUTE OF TECHNOLOGY, SRINAGAR, J & K, INDIA

## Types of Engineering Materials

Composites are further classified as:

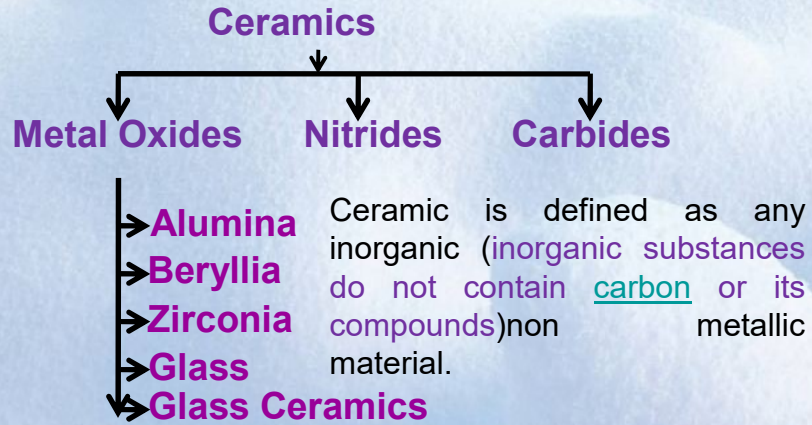


24 September 2019

NATIONAL INSTITUTE OF TECHNOLOGY, SRINAGAR, J & K, INDIA

# Types of Engineering Materials

Ceramics are further classified as:



NATIONAL INSTITUTE OF TECHNOLOGY, SRINAGAR, J & K, INDIA



24 September 2019



NATIONAL INSTITUTE OF TECHNOLOGY, SRINAGAR, J & K, INDIA



24 September 2019

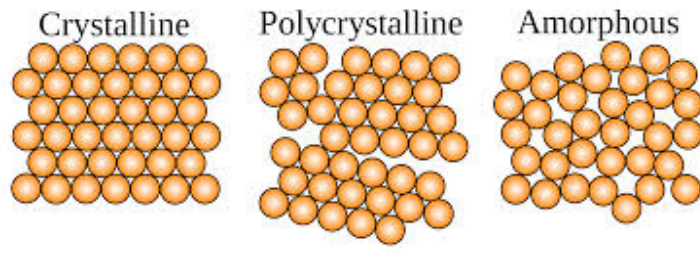


## Amorphous material

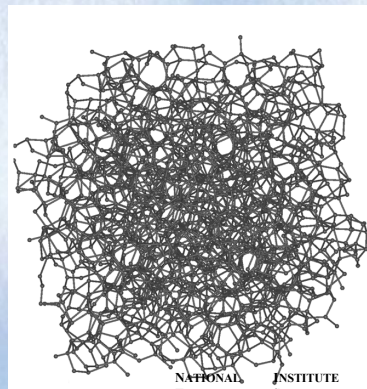
- The material have no regular arrangement of their molecules.
- Material like glass and paraffin are example of amorphous material.
- These material have properties of solids.
- They have definite volume and shape and diffuse slowly.

24 September 2019

NATIONAL INSTITUTE OF  
TECHNOLOGY, SRINAGAR, J & K,  
INDIA



- Amorphous carbon



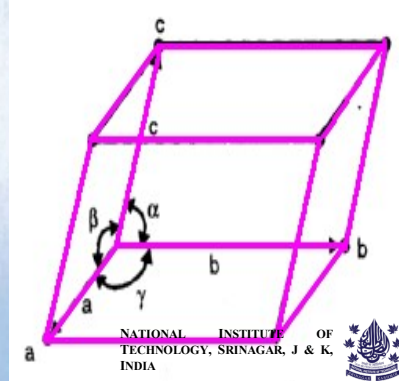
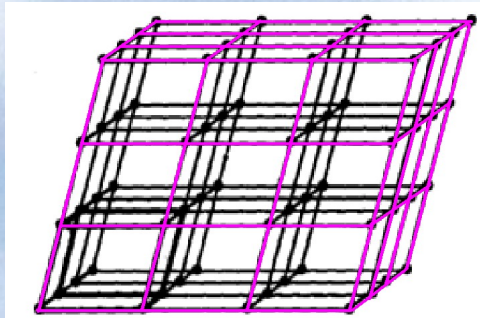
24 September 2019

NATIONAL INSTITUTE OF  
TECHNOLOGY, SRINAGAR, J & K,  
INDIA



## Crystalline material

- In a crystalline structure, the atoms are arranged in three dimensional array called a lattice.
- The lattice has a regular repeating configuration in all direction.



24 September 2019

## polymorphism

- A crystal is defined as an orderly array of atoms in space.
- Normally metals are made up of number of crystals and each crystal consist of large number of atoms.
- Crystal structure is atomic arrangement in solids.
- Polymorphism is the ability of solid material to exist in more than one form or crystal structure.

NATIONAL INSTITUTE OF  
TECHNOLOGY, SRINAGAR, J & K,  
INDIA

24 September 2019

**Crystalline**      **Polycrystalline**      **Amorphous**

24 September 2019

NATIONAL INSTITUTE OF TECHNOLOGY, SRINAGAR, J & K, INDIA

**Single atom**      **Unit Cell**      **lattice**

24 September 2019

NATIONAL INSTITUTE OF TECHNOLOGY, SRINAGAR, J & K, INDIA



## Crystal Structure in Metals

Majority of Metals falls in either of the following crystal structure

- BCC (Body Centered Cubic)
- FCC (Face Centered Cubic)
- HCP (Hexagonal Close Packed)

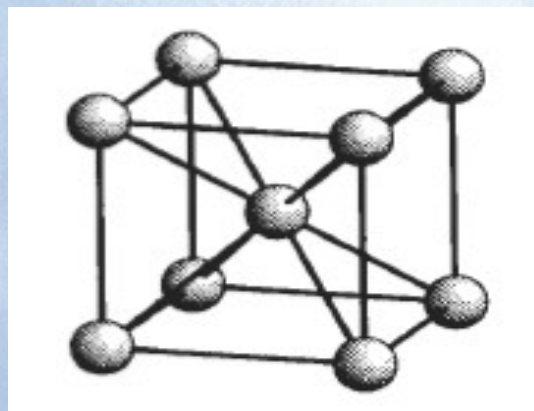
24 September 2019

NATIONAL INSTITUTE OF  
TECHNOLOGY, SRINAGAR, J & K,  
INDIA



## Crystal Structure in Metals

### BCC (Body Centered Cubic)



Examples:  $\alpha$ -iron, Mo, W, V, Ta, Cr, Na, K

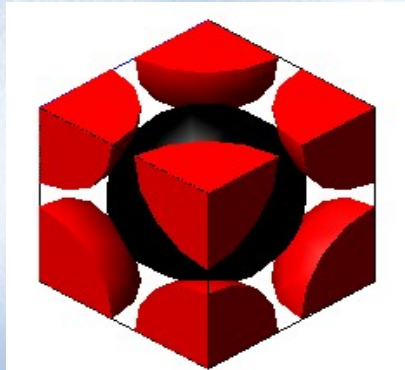
24 September 2019

NATIONAL INSTITUTE OF  
TECHNOLOGY, SRINAGAR, J & K,  
INDIA



## Crystal Structure in Metals

### BCC (Body Centered Cubic)



24 September 2019

NATIONAL INSTITUTE OF  
TECHNOLOGY, SRINAGAR, J & K,  
INDIA



### BCC (Body Centered Cubic)

In these structure, there are 8 corner atoms and one atom at in the interior i.e. in the centre of the unit cell with no atom on face.

Therefore,

$N_{av}$  = average no. of atoms per unit cell.

$N_c$  = total no. of corner atom in unit cell.

$N_f$  = total no. of face atom in unit cell.

$N_i$  = center or interior atom

$$N_c = 8, N_f = 0, N_i = 1$$

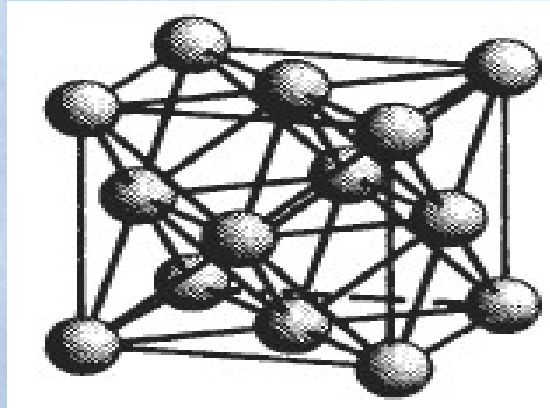
$$\begin{aligned} N_{av} &= (N_c/8) + (N_f/2) + (N_i/1) \\ &= (8/8) + (0/2) + (1/1) \\ &= 2 \end{aligned}$$

24 September 2019

NATIONAL INSTITUTE OF  
TECHNOLOGY, SRINAGAR, J & K,  
INDIA



**Crystal Structure in Metals**  
➤ FCC (Face Centered Cubic)



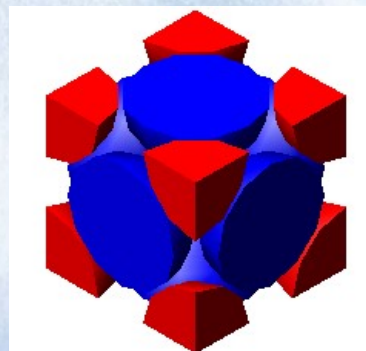
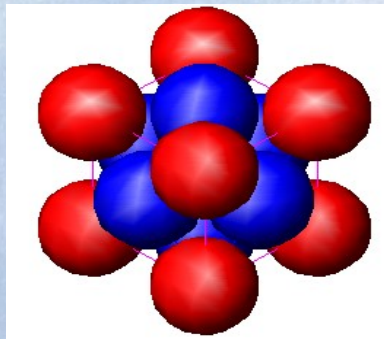
**Examples:**  $\gamma$ -iron, Cu, Au, Ag, Al, Pb, Ni, Pt

NATIONAL INSTITUTE OF  
TECHNOLOGY, SRINAGAR, J & K,  
INDIA



24 September 2019

**Crystal Structure in Metals**  
➤ FCC (Face Centered Cubic)



NATIONAL INSTITUTE OF  
TECHNOLOGY, SRINAGAR, J & K,  
INDIA



24 September 2019



## FCC (Face Centered Cubic)

In these structure, there are 8 corner atoms and 6 atoms at centre of the face and interior atom

Therefore,

Nav = average no. of atoms per unit cell.

Nc= total no. of corner atom in unit cell.

Nf= total no. of face atom in unit cell.

Ni = center or interior atom

Nc = 8, Nf=6, Ni=0

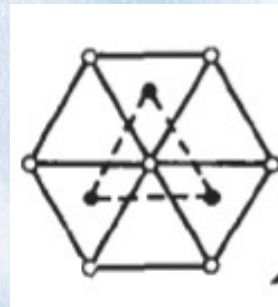
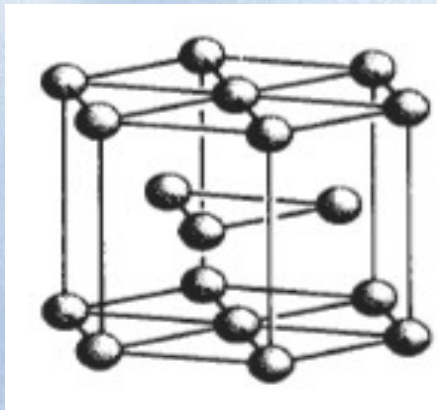
$$\begin{aligned} N_{av} &= (N_c/8) + (N_f/2) + (N_i/1) \\ &= (8/8) + (6/2) + (0/1) \\ &= 4 \end{aligned}$$

24 September 2019



## **Crystal Structure in Metals**

➤ **HCP (Hexagonal Close Packed)**



**Examples: Mg, Zn, Be, Cd, Co, Zr, Ti**

24 September 2019



## HCP (Hexagonal Close Packed)

- For hexagonal structure, the corner atoms are shared by 6 cells (3 from below and 3 from above), face atoms are shared by adjacent 2 cells, and atoms in the interior are shared by only one cell.
- $N_{av} = (N_c/6) + (N_f/2) + (N_i/1)$
- For HCP structure, there are 12 corner atoms, 2 atoms at the centers of the above two faces and 3 atoms in the interior of the unit cell.

24 September 2019



## HCP (Hexagonal Close Packed)

- $N_c = 12, N_f = 2, N_i = 3$
- $N_{av} = (N_c/6) + (N_f/2) + (N_i/1)$
- $= (12/6) + (2/2) + (3/1)$
- $= 6$

24 September 2019



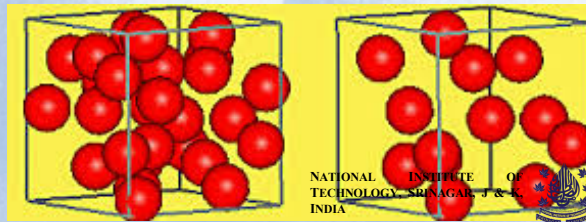
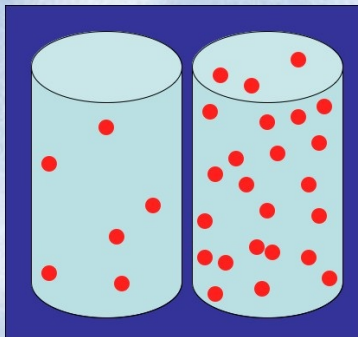
## Physical properties

- Density
  - Density of a substance is its mass per unit volume.
  - The symbol most often used for density is  $\rho$  (the lower case Greek letter rho).
  - Mathematically, density is defined as mass divided by volume.
- $$\rho = \frac{m}{V}$$
- where  $\rho$  is the density,  $m$  is the mass, and  $V$  is the volume.



24 September 2019

## Density



24 September 2019



## Melting point

- The **melting point** of a solid is the temperature at which it changes **state** from **solid** to **liquid** at atmospheric pressure.
- The melting point of a substance depends (usually slightly) on pressure and is usually specified at **standard** pressure.
- The melting point of ice at 1 atmosphere of pressure is very close to 0 °C (32 °F, 273.15 K).

24 September 2019

NATIONAL INSTITUTE OF  
TECHNOLOGY, SRINAGAR, J & K,  
INDIA



24 September 2019

NATIONAL INSTITUTE OF  
TECHNOLOGY, SRINAGAR, J & K,  
INDIA



## Specific heat

- Energy required to change the temperature of an object by 1degree c.
- The SI unit of heat capacity is joule per kelvin.
- Metals have lower specific heat capacity than plastics.
- Therefore they require less heat to reach a particular temperature than plastics.

24 September 2019



## Thermal expansion

- **Thermal expansion** is the tendency of matter to change in volume in response to a change in temperature, through heat transfer.
- The degree of expansion divided by the change in temperature is called the material's **coefficient of thermal expansion** and generally varies with temperature.
- $(l_f - l_0) / l_0 = \alpha_1 (T_f - T_0)$
- Where,  $l_f$  and  $l_0$  are initial and final length.
- $T_f$  and  $T_0$  are initial and final temperature.
- $\alpha_1$  is coefficient of thermal expansion.
- Unit is reciprocal temperature i.e.  $1/c^\circ$

24 September 2019



Initial volume

Final volume (after heating)

Initial length

Final length (after heating)

CLTE  
(coefficient of linear thermal expansion)

NATIONAL INSTITUTE OF TECHNOLOGY, SRINAGAR, J & K, INDIA

24 September 2019

## Thermal conductivity

- It is the [property](#) of a material to [conduct heat](#).
- **often denoted  $k$ ,  $\lambda$ , or  $\kappa$ .**
- In [SI units](#), thermal conductivity is measured in watts per meter kelvin ( $W/(m \cdot K)$ )
- **High energy generation rates within [electronics](#) or [turbines](#) require the use of materials with high thermal conductivity such as [copper](#) (see: [Copper in heat exchangers](#)), [aluminium](#), and [silver](#).**
- On the other hand, materials with low thermal conductance, such as [polystyrene](#) and [alumina](#), are use in building [construction](#) or in [furnaces](#) in an effort to slow the flow of heat, i.e. for insulation purposes

NATIONAL INSTITUTE OF TECHNOLOGY, SRINAGAR, J & K, INDIA

24 September 2019





24 September 2019

NATIONAL INSTITUTE OF  
TECHNOLOGY, SRINAGAR, J & K,  
INDIA



## Mechanical properties

- Strain
- Change in dimension per unit original dimension is nothing but strain.
- Stress
- Applied force per unit area is nothing but stress.
- $\sigma = F/A$ .
- N/mm<sup>2</sup>.

24 September 2019

NATIONAL INSTITUTE OF  
TECHNOLOGY, SRINAGAR, J & K,  
INDIA



- Strength
- Ability of a material to resist the externally applied force without breaking or yielding.
- Stiffness
- It is ability of material to resist deformation under stress.
- Elasticity
- It is property of material to regain its original shape after deformation when the external force are removed.
- Steel is more elastic than rubber.
- Plasticity
- It is property of a material which retains the deformation produced under load permanently.

24 September 2019

- Ductility
- It is ability of a material enabling it to be drawn in to wire with the application of a tensile force.
- Steel copper aluminium nickel zinc lead tin
- Brittleness
- It is property of a material opposite to ductility.
- It is the property of breaking of material with little permanent distortion.
- Cast iron is a brittle material
- Malleability
- It is special case of ductility which permits materials to be rolled or hammered in to thin sheets.
- Lead soft steel wrought iron copper aluminium.

24 September 2019

- Toughness
- It is property of material to resist fracture due to high impact load like hammer blow.
- Machinability
- It is property of a material which refers to relative ease with which a material can cut.
- Resilience
- It is property of a material to absorb energy and resist shock and impact load.
- Creep
- When a part is subjected to a constant stress at high temperature for long period of time, it will undergo slow and permanent deformation called creep.

24 September 2019



- Fatigue
- When a material is subjected to a repeated stresses, it fails at a stresses below the yield point stresses. Such type of failure of material is called fatigue.
- Hardness
- Resistance to wear, scratching, deformation and machinability.
- It also mean ability of material to cut another metal.

24 September 2019

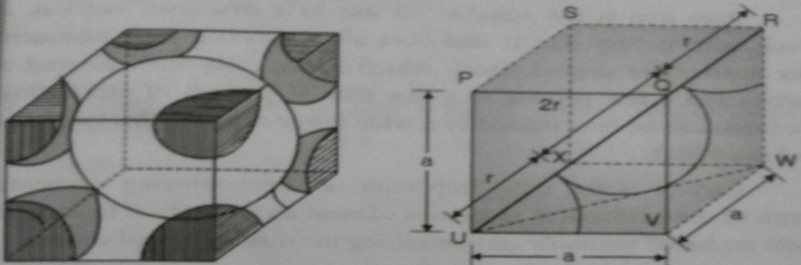




## Packing efficiency

- The packing efficiency is the fraction of crystal occupied by the atoms.
- It must be always less than 100%. Because it is impossible to pack spheres without empty space between them.
- Packing efficiency is the percentage of total space filled by the particles.
- It is also called as atomic packing factor.
- $(\text{Volume occupied by atoms in unit cell} / \text{total volume of unit cell}) \times 100$

24 September 2019



**Fig. 1.1.10: BCC (Arrangement of atoms)**

From Fig. 1.1.10

Volume of unit cell =  $a^3$

Volume of an atom =  $\frac{4}{3} \pi r^3$

but,  $UW^2 = UV^2 + VW^2$


and  $UR^2 = UW^2 + WR^2$

$4r^2 = (2a^2) + a^2$  ( $\because UW^2 = a^2 + a^2$ )

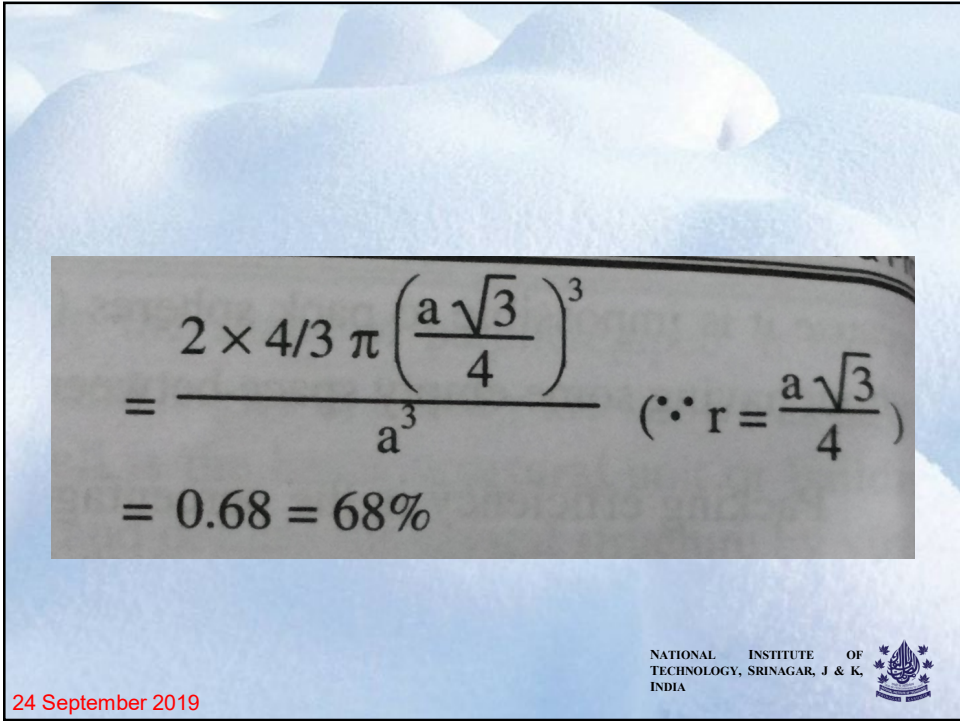
$\therefore r = \frac{a\sqrt{3}}{4}$

Atomic packing factor =  $\frac{\text{Volume occupied}}{\text{Total volume}}$

NATIONAL INSTITUTE OF  
TECHNOLOGY, SRINAGAR, J & K,  
INDIA




24 September 2019



$$= \frac{2 \times \frac{4}{3} \pi \left( \frac{a\sqrt{3}}{4} \right)^3}{a^3} \quad (\because r = \frac{a\sqrt{3}}{4})$$

$$= 0.68 = 68\%$$

NATIONAL INSTITUTE OF  
 TECHNOLOGY, SRINAGAR, J & K,  
 INDIA 

24 September 2019





तमसो मा ज्योतिर्गमय  
 LEAD ME FROM DARKNESS TO LIGHT  
 NATIONAL INSTITUTE OF TECHNOLOGY  
 SRINAGAR KASHMIR

Thank You

24 September 2019 80